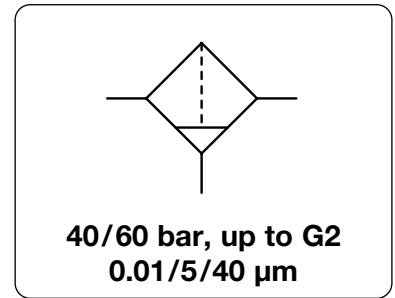


HIGH PRESSURE FILTER UP TO 60 BAR

F445 / F465

Description	Compressed air filter for up to 60 bar operating pressure with various filter elements. Mounting in horizontal position, flow direction indicated by arrow.
Filter element	5 µm and 40 µm made of sintered bronze, 0.01 µm coalescing filter made of borosilicate fibres with stainless steel jacket and foam protection
Filtration efficiency	coalescing filter: 99.999% based on 0.01 µm particle size
Bowl	metal version without sight glass
Drainage	manual drain as standard
Supply pressure	max. 60 bar
Temperature range	0 °C to 90 °C / 32 °F to 194 °F, for appropriately conditioned compressed air down to -30 °C / -22 °F
Material	Body: black, anodized aluminium Bowl: brass at G $\frac{3}{8}$ to G1, aluminium at G1½ and G2 Elastomer: NBR/Buna-N



Dimensions			Bowl	Flow rate	Filter element	Connection	Order number
A	B	C	Design	Capacity	rate	thread	number
mm	mm	mm	made of	l	m ³ /h*1	µm	G

High pressure filter up to 40 bar								with manual drain, 99.999% at 0.01 µm	F445
72	200	168	metal	0.08	162	2700	40	G $\frac{3}{8}$ " ²	F445-03EL
65	200	168			168	2800		G $\frac{1}{2}$ "	F445-04EL
92	210	170	metal	0.10	198	3300		G $\frac{3}{4}$ " ²	F445-06EL
80	210	170			210	3500		G1"	F445-08EL
150	285	243	metal	0.30	1200	20000		G1½" ²	F445-12EL
140	285	243			1320	22000		G2"	F445-16EL
72	200	168	metal	0.08	126	2100	5	G $\frac{3}{8}$ " ²	F445-03GL
65	200	168			138	2300		G $\frac{1}{2}$ "	F445-04GL
92	210	170	metal	0.10	156	2600		G $\frac{3}{4}$ " ²	F445-06GL
80	210	170			168	2800		G1"	F445-08GL
150	285	243	metal	0.30	900	15000		G1½" ²	F445-12GL
140	285	243			1080	18000		G2"	F445-16GL
72	200	168	metal	0.08	150	2500	0.01	G $\frac{3}{8}$ " ²	F445-03IL
65	200	168			162	2700		G $\frac{1}{2}$ "	F445-04IL
92	210	170	metal	0.10	192	3200		G $\frac{3}{4}$ " ²	F445-06IL
80	210	170			204	3400		G1"	F445-08IL
150	285	243	metal	0.30	1140	19000		G1½" ²	F445-12IL
140	285	243			1260	21000		G2"	F445-16IL



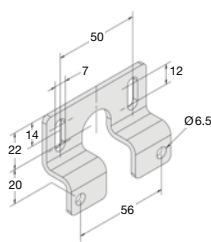
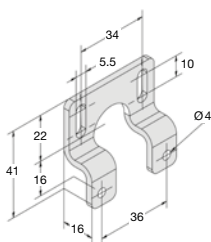
High pressure filter up to 60 bar								with manual drain, 99.999% at 0.01 µm	F465
72	185	160	metal	0.08	162	2700	40	G $\frac{3}{8}$ " ²	F465-03EL
65	185	160			168	2800		G $\frac{1}{2}$ "	F465-04EL
92	200	170	metal	0.10	198	3300		G $\frac{3}{4}$ " ²	F465-06EL
80	185	160			210	3500		G1"	F465-08EL
72	185	160	metal	0.08	126	2100	5	G $\frac{3}{8}$ " ²	F465-03GL
65	185	160			135	2300		G $\frac{1}{2}$ "	F465-04GL
92	200	170	metal	0.10	156	2600		G $\frac{3}{4}$ " ²	F465-06GL
80	200	170			168	2800		G1"	F465-08GL
72	185	160	metal	0.08	150	2500	0.01	G $\frac{3}{8}$ " ²	F465-03IL
65	185	160			162	2700		G $\frac{1}{2}$ "	F465-04IL
92	200	170	metal	0.10	192	3200		G $\frac{3}{4}$ " ²	F465-06IL
80	200	170			204	3400		G1"	F465-08IL

Special options, add the appropriate letter

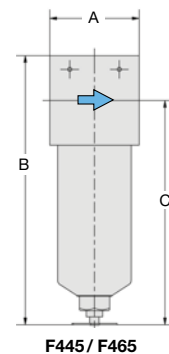
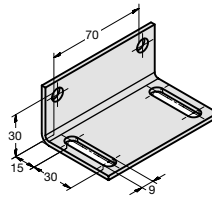
for oxygen specially cleaned F4.5-...15

Accessories, enclosed

mounting bracket made of steel



for G $\frac{3}{8}$ " and G $\frac{1}{2}$ " **BW00-15**
for G $\frac{3}{4}$ " and G1" **BW00-16**
for G1½" and G2" **BW00-60**



*1 at 7 bar operating pressure and 0.33 bar pressure drop

*2 reduced from the next bigger filter size

Spare parts: see separate spare parts list

PDF CAD
www.aircom.net



Order example:
F445-03EL